



Enrolling as a 4-H Volunteer


4-HOnline v. 2.0

Login to 4-HOnline.

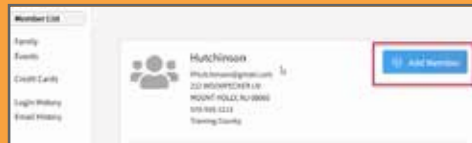
If you do not have a 4-HOnline account, begin by going to <https://v2.4honline.com>

Click the *Don't have an account?* link

Enter your email address and create a password.

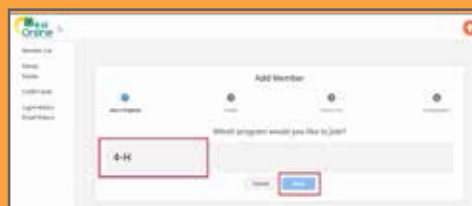


If you have a family profile in 4-HOnline, Select Add Member on your Member List screen.



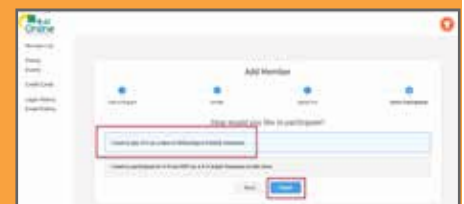
Add Member

The first four steps collect contact and profile information that will be added to your record.



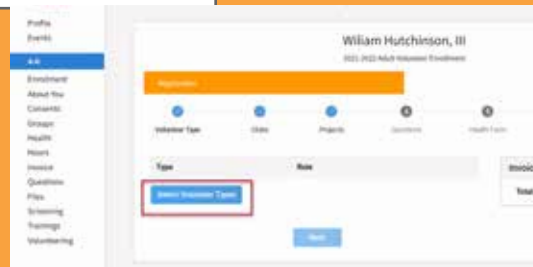
The final question asks, *How would you like to participate?*

Select the option to become a *new or returning 4-H Adult Volunteer.*



Volunteer Type

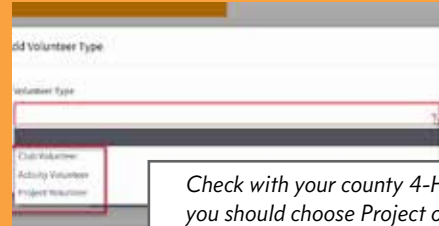
Click *Select Volunteer Types*



There are three roles to choose from, *Club, Activity, or Project Volunteer*.

Most volunteers should choose *Club Leader*.

Indicate whether you are the *Organizational* or an *Assistant Leader* with the club.

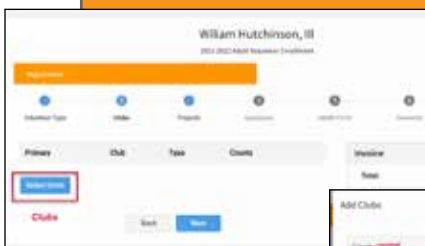


Check with your county 4-H office if you believe you should choose *Project* or *Activity* as your volunteer role.



Clubs

Click *Select Units (Clubs)*

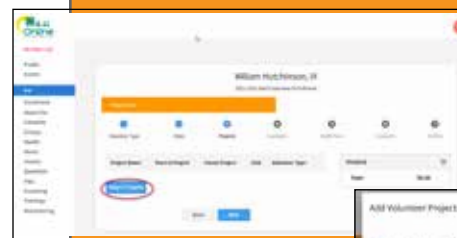


From the drop-down menu, select the county and volunteer role.

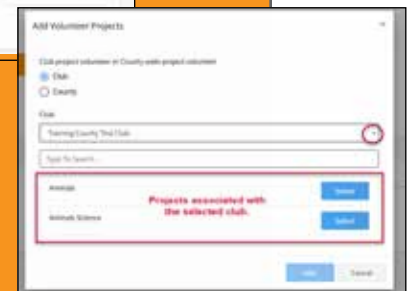


Projects

Click *Select Projects*



If there is more than one project listed for the club, select and add all that apply.



Questions

Please scroll down and answer all questions.

Health Form

The questions here relate to any allergies you may have.

Consents

Please review the Code of Conduct and Media Release statements, record your response, and type your signature.

Submit and Confirm

..after this, there are two more steps!

Volunteer Screening

—add your references

Volunteer Orientation

—watch the video and answer questions

Thank you for applying to volunteer with New Jersey 4-H!